

*Reading
Levels*
EXPLAINED
for parents

Part I:
DRA Level 1-30



Dianna Radcliff



*Sassy, Savvy,
Simple Teaching*

Product Rationale:

It's all about READING COMMUNICATION FROM SCHOOL TO HOME!

This product was created to help educators communicate important information about reading levels to parents. It is very important that parents are working with educators in a similar fashion at home when reading. We want parents to reinforce the skills and strategies used during small group reading instruction at home. Giving parents specific and accurate information that is direct is best. Parents do not understand what each level means. We need to explain to parents the specific characteristics of each reading level. We want to also explain to parents the specific characteristics of the following instructional level so that we are encouraging parents to work with their child in the proper way. Lastly we need to explain to parents the difference between an independent level and an instructional level.

Note to the Teacher:

I DO NOT recommend sending this home alone to parents. I DO recommend that you use these forms in a parent teacher conference. If you can not have a face-to-face parent teacher conference, at least try to have a phone conference. These forms are meant to educate parents to help their child advance their reading skills, we need to use the forms and stress the importance.

It is very important that you explain the skills and strategies on this form in detail to parents. With that being said, I always use a Fiction and a Non-Fiction/Informational text to model and demonstrate to parents examples. The same way we model for students, we need to model for parents.

Suggested Use & Tips:

- Use during a Face-to-Face conference, phone conference or a Facetime/Skype conference.
- Model for parents the same way you do in small group instruction.
- Explicitly explain strategies and skills as you would to students.
- Show books in both genres on independent and instructional levels.
- Color code copies if possible according to a system you use.
- Give parents a copy of a Reading Level Conversion Chart. Here are two I like to use, click on the photo for a direct link >>>

Reading Level Conversion Chart

Reading Development Stage	Expected Grade Level	Guided Reading	DRA Level	AR/Grade Level
Emergent	Kindergarten		A	to 9
		A	1	1.0
		B	2	1.1
		C	3	1.2
		D	4	1.3
Early	1 st grade	E	5	1.4
		F	6	1.5
		G	7	1.6
		H	8	1.6-1.8
		I	9	1.9-2.1
Transitional	2 nd grade	J	10	2.2
		K	11	2.3-2.6
		L	12	2.7-2.9
		M	13	3.0-3.2
		N	14	3.3-3.4
Fluent	3 rd Grade	O	15	3.5-3.7
		P	16	3.9
		Q & R	17	4.1-4.5
		S & U	18	4.7-5.5
		V & W	19	5.8-7.3
	4 th Grade	Z	20	7.4

Reading Level Correlation Chart: 2012-2013 Benchmarks

Grade Level	Reading Recovery	Quarterly Benchmarks	Alphabits Assessment Levels	Fountas & Pinnell Levels	Schoolwide.com Classroom Library Levels	Reading a-z.com Levels	CCSS Grade Level Lexile Range	Common Core Lexile Stretch Bands	
K	1-2	3 rd Quarter	1	A	K.1, 1.1	aa	190L-530L	State on new stretch levels as of 8.15.2013	
			2	B		A			
	3-4	4 th Quarter	3	C	K.2, 1.2	B			
			4			C			
1 st	5-6	1 st Quarter	5	D	K.3, 1.2	D	420L-950L	430-920 3/3 Stretch Band	
			6			E			
		7-8	2 nd Quarter	7	E	K.4, 1.3			F
				8					G
	9-10	3 rd Quarter	9	F	1.4	H			
			10			I			
		11-12	4 th Quarter	11	G				J
				12					K
2 nd	13-14	1 st Quarter	13	H	1.5, 2.1	L	420L-950L	430-920 3/3 Stretch Band	
			14			M			
		15-16	2 nd Quarter	15	I				N
				16					O
	17-18	3 rd Quarter	17	J	1.6, 2.2	P			
			18			Q			
		19-20	4 th Quarter	19	K				R
				20					S
21-22	1 st Quarter	21	L	2.3, 3.1	T	740L-1010L	740-1010 4/3 Stretch Band		
		22			U				
	23-24	2 nd Quarter	23	M	2.4, 3.1, 3.2			V	
			24					W	
25-26	3 rd Quarter	25	N	3.2, 3.3, 4.1	X	890L-1010L	890-1010L 4/3 Stretch Band		
		26			Y				
	27-28	4 th Quarter	27	O	3.3, 3.4, 4.1			Z	
			28						
29-30	1 st Quarter	29	O-P	3.4, 4.2		970-1120L	970-1120L 6/8 Stretch Band		
		30							
	31-32	2 nd Quarter	31	P	4.2				
			32						
4 th			Q-R	4.3		1010L-940L			
			R-S	4.3, 4.4, 5.1					
5 th			T-U	4.4, 5.1, 5.2		890L-1010L			
			U-V	5.2					
6 th			V	5.3		925L-1070L			
			W	5.3					
7 th			X			970-1120L			
			Y						
8 th			Z			1010L-1120L			

- Share reading strategies, skills and suggestions with parents. Here are two I like to use, click on the photo for a direct link >>>



- Share book suggestions with parents that are available at the local and school library or bookstore. Here are a few I like to use, click on the titles for a direct link >>>

1. [A to Z Teacher Stuff](#)
2. [Imagination Soup Blog](#)
3. [Not Consumed Blog](#)
4. [123 Homeschool 4 Me](#)
5. [Hanover K-12](#)

Product in Use Photos:

My Child is Independently Reading at... DRA Level 60
 What this level means...
 Fantasy is a commonly used theme at this level, as students need to increasingly draw inferences and compare text to other works that they have read. Symbols sophisticated.

My Child is Independently Reading at... DRA Level 40
 What this level means...
 Text at this level have increasingly complex figurative language. Vocabulary becomes more difficult at this level and requires multiple higher level thinking skills.

My Child is Independently Reading at... DRA Level 28
 What this level means...
 The books at this level have a smaller font than previous levels with many words and lines of text per page. This level requires students to have background knowledge in order to make meaning of the text for comprehension purposes. The text has high vocabulary and complex in both genres.

My Child is Independently Reading at... DRA Level 16
 What this level means...
 Books at this level are similar to the previous Level 1, but the content becomes more challenging. Chapter books begin to have characters and plots, providing little to none with illustrations. New vocabulary in Fiction and Non-Fiction text.

My Child is Independently Reading at... DRA Level 28
 What this level means...
 The books at this level have a smaller font than previous levels with many words and lines of text per page. This level requires students to have background knowledge in order to make meaning of the text for comprehension purposes. The text has high vocabulary words and is complex in both genres.

The chart below includes specific reading behaviors, skills and strategies that explain an Independent DRA Level 28 >>>

- Accuracy**
 - Uses various strategies when figuring out unknown words.
 - Uses context clues when figuring out words.
 - Uses letter clusters like blends and digraphs to figure out words.
 - Listens to their own reading and self-corrects.
- Fluency**
 - Reading voice sounds like conversation voice.
 - Reads in short phrases.
 - Reads with expression.
 - Uses punctuation.
 - Reads silently at an average rate.
- Comprehension**
 - Looks in the text for evidence that supports predictions.
 - Makes predictions based on character traits, prior knowledge and the text.
 - Can locate important ideas in the text.
 - Recognizes descriptive language and can interpret.
 - Summarizes the text.
 - Begins to recognize and understand author's craft in text.
 - Makes a stance using evidence from the text when agreeing or disagreeing.
 - As events happen throughout the story, the readers ideas and thoughts begin to change.
 - Re-reads text to monitor personal comprehension.
 - Independently uses comprehension strategies when reader doesn't make meaning of the text.

Moving forward to the next level... **DRA Level 30**

My Child is Independently Reading at... DRA Level 30
 What this level means...
 Throughout this level text becomes more sophisticated and expands to various new genres. New levels of author's writing is introduced to the reader. Literary writing styles will be new to the reader and the reader will need to use mental images and their imagination to comprehend this sophisticated style of writing. The reader will need to think in an abstract way to comprehend new literary styles of writing.

The chart below includes specific ways to work with your child who is an Instructional DRA Level 30 >>>

- Accuracy**
 - Ask these questions and model for your child: Did that make sense? What other word solving strategy can you use? What do you know about this word that can help you figure out the whole word? What can you use in the text to figure out the word?
- Fluency**
 - Ask this question: How do you know when your voice is supposed to change when you read?
 - Model for your child the change in your voice during different parts of a story and with different punctuation. Say: Listen to me read it! [read and model] Now you try it!
- Comprehension**
 - Questions to ask and have discussion about are: Does this story remind you of anything and did this help you understand the story better? Describe the character[s]? What do you think the character will do and why? What happened and why? What in the story makes you think that? What caused the change in your voice during different parts of a story and with different punctuation. Say: Listen to me read it! [read and model] Now you try it!

Reading Level Parent Communication

My Child is Independently Reading at... DRA Level 6
 What this level means...
 There are more lines of text on each page and more pages per book. New types of punctuation are introduced. Repeated language is still included.

My Child is Independently Reading at... DRA Level 60
 What this level means...
 Fantasy is a commonly used theme at this level, as students need to increasingly draw inferences and compare text to other works that they have read. Symbols sophisticated.

My Child is Independently Reading at... DRA Level 40
 What this level means...
 Text at this level have increasingly complex figurative language. Vocabulary becomes more difficult at this level and requires multiple higher level thinking skills.

My Child is Independently Reading at... DRA Level 28
 What this level means...
 The books at this level have a smaller font than previous levels with many words and lines of text per page. This level requires students to have background knowledge in order to make meaning of the text for comprehension purposes. The text has high vocabulary and complex in both genres.

My Child is Independently Reading at... DRA Level 16
 What this level means...
 Books at this level are similar to the previous Level 1, but the content becomes more challenging. Chapter books begin to have characters and plots, providing little to none with illustrations. New vocabulary in Fiction and Non-Fiction text.

PARENT INFORMATION PARTS:

Reading Level Description

Independent Reading Level

My Child is Independently Reading at... **DRA Level 20**

What this level means...

Books at this level have multiple plots in narrative forms. There are a large range of writing styles at this level. There will be new language used and harder concepts introduced in both genres. In Non-Fiction or Informational text the concepts and vocabulary will be complex.

The chart below includes specific reading behaviors, skills and strategies that explain an Independent DRA Level 20 >>>

<p><u>Accuracy</u></p> <ul style="list-style-type: none"> ○ Uses various strategies when figuring out unknown words. ○ Uses context clues when figuring out words. ○ Uses letter clusters like blends and diagraphs to figure out words. ○ Listens to their own reading and self-corrects. 	<p>Independent Accuracy Used</p>
<p><u>Fluency</u></p> <ul style="list-style-type: none"> ○ Reading voice sounds like conversation voice. ○ Reads in short phrases. ○ Reads with expression. ○ Uses punctuation. ○ Reads silently at an average rate. 	<p>Independent Fluency Sounds</p>
<p><u>Comprehension</u></p> <ul style="list-style-type: none"> ○ Can read and understand various dialogues. ○ Uses dialogue to understand characters. ○ Understands how problems and events are related. ○ Looks in the text for evidence that supports predictions. ○ Thinks about new information learned through text and relates it to previous knowledge. ○ Can infer cause and effect in both genres. ○ Makes predictions based on character traits, prior knowledge and the text. ○ Begins to refer to specific pages as evidence from the story to support answers, thoughts and opinions. ○ Predicts the problem and solution before reading about it. ○ Finds the important ideas in the text. 	<p>Independent Comprehension Abilities</p>

Continue to Practice

Reading Level Description

Instructional Reading Level

Moving forward to the next level... **DRA Level 24**

What this level means...

The books and reader at this level are similar to the previous level K. Level L books do become longer and Non-Fiction or Informational books are more available. In Fiction text the plot becomes more complex and the characters become more complex. Symbolism is introduced at this level and higher-level thinking is needed to tackle complex concepts.

The chart below includes specific ways to work with your child who is an Instructional DRA Level 24 >>>

<p><u>Accuracy</u></p> <ul style="list-style-type: none"> ○ Ask these questions and model for your child: Did that make sense? What other word solving strategy can you use? What do you know about this word that can help you figure out the whole word? What can you use in the text to figure out the word? 	<p>Instructional Accuracy Cues</p>
<p><u>Fluency</u></p> <ul style="list-style-type: none"> ○ Ask this question: How do you know when your voice is supposed to change when you read? ○ Model for your child the change in your voice during different parts of a story and with different punctuation. [read and model] Now you try it! 	<p>Instructional Fluency Cues</p>
<p><u>Comprehension</u></p> <p>When retelling the story, the student uses words such as first, next, last or beginning, middle, end. The student refers to specific nouns by name and refers to specific events in the story.</p> <p>Questions to ask and have discussion about are: Does this story remind you of anything and did this help you understand the story better? Describe the character{s}? What do you think the character will do and why? What happened and why? What in the story makes you think that? What do you think would happen next and why? Who is speaking and how do you know? What is the problem {or event} in the story to happen and how do you know? What information is important for the reader to know? How does the author help you to better understand the story?</p>	<p>Instructional Comprehension Questions</p>

Implement at Home for Growth

Reading Level Parent Communication

My Child is Independently Reading at... **DRA Level 1**

What this level means...

This level represents a starting point of reading skills and strategies. Students at this level are beginning to learn concepts of print and directionality. Student may or may not have knowledge of all the letter sounds just yet. Most books are simple picture books with labels, captions or 5 words per page or line. Print is large and spaced out. Language is repetitive.

The chart below includes specific reading behaviors, skills and strategies that explain an **Independent DRA Level 1** >>>

Accuracy

- Recognizes sight words such as: a, is, I, my, the, like, etc...
- Can identify two pictures or words with the same beginning sound. [ball, bag]

Fluency

- Points to individual words as they are read.

Comprehension

- Recalls story information after reading.
- Refers to pictures to figure out unknown words.

Concepts of Print

- Can count the words per page and the letters per word.
- Knows the direction of the text.
- Holds and handles a book properly.

Moving forward to the next level... **DRA Level 2**

What this level means...

Stories at this level have a simple story line and usually focus on only one big idea. There are only a few words per page. The words are organized in repeating patterns and are seen on following pages. The written words match the illustrations on each page.

The chart below includes specific ways to work with your child who is an **Instructional DRA Level 2** >>>

Accuracy

- Build sight words with magnetic letters.
- Find CVC [consonant, vowel, consonant] words in the story and practice.
- Ask these questions and model for your child: Does that sound right? Do we talk that way? Do we read that way? Did that look right? Did it match your mouth?

Fluency

- Help the child recognize the pattern.
- Touch under each word as you read it.
- Model for your child. Say: Watch me touch under the words as I read it! [read and model] Now you try it! / When practicing putting sounds together in words, Say: Watch me read this word fast! [read and model] Now you try it!

Comprehension

- Touch this picture and tell me what is happening in the story.

Concepts of Print

- Questions to ask and have discussion about are: Touch a page from the beginning. Touch a page from the middle. Touch a page from the end. Which way do we read? Touch the first word in the sentence. Touch the last word in the sentence. How many letters make this word?

My Child is Independently Reading at... **DRA Level 2**

What this level means...

Stories at this level have a simple story line and usually focus on only one big idea. There are only a few words per page. The words are organized in repeating patterns and are seen on following pages. The written words match the illustrations on each page.

The chart below includes specific reading behaviors, skills and strategies that explain an **Independent DRA Level 2** >>>

Accuracy

- Recognizes sight words such as: a, is, I, the, my, like, etc...
- Uses beginning letter and sound knowledge to figure out unknown words.
- Uses illustrations to figure out unknown words.

Fluency

- Points to individual words as they are read.
- Uses the pattern in the text when reading.

Comprehension

- Recalls story information after reading.

Concepts of Print

- Recognizes the beginning, middle and end of the story.
- Can locate and touch the beginning, middle and end of the story in the text.

Moving forward to the next level... **DRA Level 3**

What this level means...

Stories at this level have a simple story line and are usually based off of topics children are familiar with. There are usually 5+ words per page or line and there are complex patterns. The complex pattern may not be predictable from page to page. The story has several sight words and decodable words. Picture clues and sound recognition will help children read unfamiliar words.

The chart below includes specific ways to work with your child who is an **Instructional DRA Level 3** >>>

Accuracy

- Build sight words with magnetic letters.
- Find CVC [consonant, vowel, consonant] words in the story and practice.
- Ask these questions and model for your child: Does that sound right? Do we talk that way? Do we read that way? Did that look right? Did it match your mouth?

Fluency

- Slide the finger under the word as you read. Make sure you read the word your finger is under.

Comprehension

- Re-visit each page and to tell the story in their own words.
- When retelling the story child will need to use specific character names.
- Retell the story using: first, next, then, last or beginning, middle, end.
- Questions to ask and have discussion about are: What was _____ doing in the story? What type of character was _____? How did _____ feel at the beginning of the story and why? How did _____ feel at the end of the story and why?

My Child is Independently Reading at... **DRA Level 3**

What this level means...

Stories at this level have a simple story line and are usually based off of topics children are familiar with. There are usually 5+ words per page or line and there are complex patterns. The complex pattern may not be predictable from page to page. The story has several sight words and decodable words. Picture clues and sound recognition will help children read unfamiliar words.

The chart below includes specific reading behaviors, skills and strategies that explain an **Independent DRA Level 3 >>>**

Accuracy

- Recognizes sight words such as: a, is, I, the, my, like, etc...
- Can break apart beginning, middle and end sounds of CVC [consonant, vowel, consonant] words. [Example: b-a-t]
- Listens to their own reading and self-corrects when the word they say does not match the printed text.

Fluency

- Puts 3+ words together in short phrases while reading.

Comprehension

- Can retell the story.
- Remembers the important details from the story.

Moving forward to the next level... **DRA Level 4**

What this level means...

Stories at this level start to become a little more complex and introduce unfamiliar ideas and concepts to students. The word count per line and page increases and sentences may start to carry over on the following page. There are more sight words and decodable words than levels 1-3. Students will also see compound words and multisyllabic words. At this level students can not rely on picture clues and knowledge of sounds to read unfamiliar words. They will need to use other word solving strategies they have been taught.

The chart below includes specific ways to work with your child who is an **Instructional DRA Level 4 >>>**

Accuracy

- Build word families with magnetic letters [kit, hit, bit, lit, fit, sit].
- Find CVC [consonant, vowel, consonant] words in the story and practice.
- In large unfamiliar words, find word chunks. Look for small parts of the word that is familiar.
- Ask these questions and model for your child: Does that sound right? Do we talk that way? Do we read that way? Did that look right? Did it match your mouth?

Fluency

- Read the story again with just your eyes.
- Model for your child the change in your voice during different parts of a story and with different punctuation. Say: Listen to me read it! [read and model] Now you try it!

Comprehension

- Re-visit each page and to tell the story in their own words.
- When retelling the story child will need to use specific character names.
- Retell the story using: first, next, then, last or beginning, middle, end.
- Questions to ask and have discussion about are: What was _____ doing in the story? What type of character was _____? How did _____ feel at the beginning of the story and why? How did _____ feel at the end of the story and why?

My Child is Independently Reading at... **DRA Level 4**

What this level means...

Stories at this level start to become a little more complex and introduce unfamiliar ideas and concepts to students. The word count per line and page increases and sentences may start to carry over on the following page. There are more sight words and decodable words than levels 1-3. Students will also see compound words and multisyllabic words. At this level students can not rely on picture clues and knowledge of sounds to read unfamiliar words. They will need to use other word solving strategies they have been taught.

The chart below includes specific reading behaviors, skills and strategies that explain an **Independent DRA Level 4** >>>

Accuracy

- Recognizes sight words such as: a, is, I, the, my, like etc...
- Can break apart beginning, middle and end sounds of CVC [consonant, vowel, consonant] words. [Example: b-a-t]
- Recognizes CVC words quickly while reading.
- Easily can find small chunks inside larger words [at inside of cat, hip inside of hippo, etc...]
- Listens to their own reading and self-corrects when the word they say does not match the printed text.

Fluency

- Reading voice sounds like conversation voice.
- Puts groups of words together in short phrases while reading.

Comprehension

- Can retell the story.
- Remembers the important details from the story.
- Begins to refer to specific pages as evidence from the story to support answers, thoughts and opinions.

Moving forward to the next level... **DRA Level 6**

What this level means...

There are more lines of text per page and more pages per book. New types of punctuation are introduced. Repeated language is still included at this level. The story lines become more sophisticated and complex. Non-Fiction or Informational texts include difficult concepts with higher vocabulary. Words in this level are often multisyllabic words and compound words are frequent.

The chart below includes specific ways to work with your child who is an **Instructional DRA Level 6** >>>

Accuracy

- Build word families with magnetic letters [kit, hit, bit, lit, fit, sit].
- In large unfamiliar words, find word chunks. Look for small parts of the word that is familiar.
- Ask these questions and model for your child: Does that sound right? Do we talk that way? Do we read that way? Did that look right? Did it match your mouth?

Fluency

- Read the story again with just your eyes.
- Model for your child the change in your voice during different parts of a story and with different punctuation. Say: Listen to me read it! [read and model] Now you try it!

Comprehension

- Re-visit each page and to tell the story in their own words.
- When retelling the story child will need to use specific character names.
- Retell the story using: first, next, then, last or beginning, middle, end.
- Questions to ask and have discussion about are: What was _____ doing in the story? What type of character was _____? How did _____ feel at the beginning of the story and why? How did _____ feel at the end of the story and why? What do you think will happen next and why?

My Child is Independently Reading at... **DRA Level 6**

What this level means...

There are more lines of text per page and more pages per book. New types of punctuation are introduced. Repeated language is still included at this level. The story lines become more sophisticated and complex. Non-Fiction or Informational texts include difficult concepts with higher vocabulary. Words in this level are often multisyllabic words and compound words are frequent.

The chart below includes specific reading behaviors, skills and strategies that explain an **Independent DRA Level 6** >>>

Accuracy

- Recognizes sight words.
- Recognizes CVC words quickly while reading.
- Uses beginning and ending parts to solve words.
- Easily can find small chunks inside larger words [at inside of cat, hip inside of hippo, etc...]
- Listens to their own reading and self-corrects when the word they say does not match the printed text or sound grammatically correct.

Fluency

- Reading voice sounds like conversation voice.
- Puts groups of words together in short phrases while reading.
- Starts to use different voices and voice levels depending on characters and specific words.

Comprehension

- Can retell the story.
- Remembers the important details from the story.
- Begins to refer to specific pages as evidence from the story to support answers, thoughts and opinions.
- Makes predictions based on prior knowledge and experiences of next events in the story or to extend the story.

Moving forward to the next level... **DRA Level 8**

What this level means...

Fictional stories begin to have more parts to the story and events. More complex and varied language patterns appear often. There will be abstract concepts that become complex and require higher level thinking. Text will also appear in smaller fonts with more words and lines per page. A variety of punctuation will appear and higher level sight words.

The chart below includes specific ways to work with your child who is an **Instructional DRA Level 8** >>>

Accuracy

- Ask these questions and model for your child: Does that sound right? Do we talk that way? Do we read that way? Did that look right? Did it match your mouth? What do you know about this word that can help you figure out the whole word? Can you find a small part in the word you know?

Fluency

- Ask this question: How do you know when your voice is supposed to change when you read?
- Model for your child the change in your voice during different parts of a story and with different punctuation. Say: Listen to me read it! [read and model] Now you try it!

Comprehension

- When retelling the story, the student uses words such as first, next, last or beginning, middle, end. The student refers to specific nouns by name and refers to specific events in the story.
- Questions to ask and have discussion about are: What was _____ doing in the story? What type of character was _____? How did _____ feel at the beginning of the story and why? How did _____ feel at the end of the story and why? What do you think will happen next and why? Does this story remind you of anything and did this help you understand the story better?

My Child is Independently Reading at... **DRA Level 8**

What this level means...

Fictional stories begin to have more parts to the story and events. More complex and varied language patterns appear often. There will be abstract concepts that become complex and require higher level thinking. Text will also appear in smaller fonts with more words and lines per page. A variety of punctuation will appear and higher level sight words.

The chart below includes specific reading behaviors, skills and strategies that explain an **Independent DRA Level 8** >>>

Accuracy

- Recognizes higher level sight words.
- Removes the ending of words to read the base word.
- Pulls apart compound words to read them.
- Recognizes and uses word parts.
- Listens to their own reading and self-corrects when the word they say does not match the printed text or sound grammatically correct.

Fluency

- Reading voice sounds like conversation voice.
- Puts groups of words together in short phrases while reading.
- Starts to use different voices and voice levels depending on characters and specific words.

Comprehension

- Can retell the story with included important events and details
- Makes connections with the text.
- Talks about the characters and how they feel throughout the story.
- Begins to refer to specific pages as evidence from the story to support answers, thoughts and opinions.
- Makes predictions based on prior knowledge and experiences of next events in the story or to extend the story.

Moving forward to the next level... **DRA Level 10**

What this level means...

Starting at this level repetitive patterns no longer exist. New patterns will be introduced that are more complex. Vocabulary becomes harder in Fiction texts and in Non-Fiction or Informational texts vocabulary is very challenging and requires background knowledge. The text layout and font become more challenging to readers. The illustrations will not necessarily correspond to text but give the idea or the page or section.

The chart below includes specific ways to work with your child who is an **Instructional DRA Level 10** >>>

Accuracy

- Ask these questions and model for your child: Does that sound right? Do we talk that way? Do we read that way? Did that look right? Did it match your mouth? What do you know about this word that can help you figure out the whole word? Can you find a small part in the word you know? Do you know another word that means the same?


Fluency

- Ask this question: How do you know when your voice is supposed to change when you read?
- Model for your child the change in your voice during different parts of a story and with different punctuation. Say: Listen to me read it! [read and model] Now you try it!

Comprehension

- When retelling the story, the student uses words such as first, next, last or beginning, middle, end. The student refers to specific nouns by name and refers to specific events in the story.
- Questions to ask and have discussion about are: Does this story remind you of anything and did this help you understand the story better? Describe the character{s}? What happened and why? How do the illustrations help you understand the text? What in the story makes you think that? What do you think would happen next and why?

My Child is Independently Reading at... **DRA Level 10**



What this level means...

Starting at this level repetitive patterns no longer exist. New patterns will be introduced that are more complex. Vocabulary becomes harder in Fiction texts and in Non-Fiction or Informational texts vocabulary is very challenging and requires background knowledge. The text layout and font become more challenging to readers. The illustrations will not necessarily correspond to text but give the idea or the page or section.

The chart below includes specific reading behaviors, skills and strategies that explain an **Independent DRA Level 10** >>>

Accuracy

- Recognizes higher level sight words.
- Recognizes and uses word parts when figuring out words.
- Uses letter clusters like blends and digraphs to figure out words.
- Understands synonyms.
- Listens to their own reading and self-corrects when the word they say does not match the printed text or sound grammatically correct.

Fluency

- Reading voice sounds like conversation voice.
- Puts groups of words together in short phrases while reading.
- Reads with expression.
- Uses punctuation.

Comprehension

- Can retell the story with included important events and details.
- Thinks about new information learned through text and relates it to previous knowledge.
- Starts to understand cause and effect, problem and solution along with various story elements.
- Makes connections with the text.
- Talks about the characters and how they feel throughout the story.
- Begins to refer to specific pages as evidence from the story to support answers, thoughts and opinions.
- Makes predictions based on prior knowledge and experiences of next events in the story or to extend the story.

Moving forward to the next level... **DRA Level 12**



What this level means...

Level 12 books have similar characteristics to Level 10 books. At this level poetry and figurative language appear more often. Repetitive patterns are not common. There becomes a difference between spoken language and written language. Content and ideas push students to use higher-level thinking often. Students will need to pay close attention to word patterns.

The chart below includes specific ways to work with your child who is an **Instructional DRA Level 12** >>>

Accuracy

- Ask these questions and model for your child: Did that make sense? Do you know another word that means the same? What do you know about this word that can help you figure out the whole word? What can you use in the text to figure out the word?

Fluency

- Ask this question: How do you know when your voice is supposed to change when you read?
- Model for your child the change in your voice during different parts of a story and with different punctuation. Say: Listen to me read it! [read and model] Now you try it!

Comprehension

- When retelling the story, the student uses words such as first, next, last or beginning, middle, end. The student refers to specific nouns by name and refers to specific events in the story.
- Questions to ask and have discussion about are: Does this story remind you of anything and did this help you understand the story better? Describe the character{s}? What happened and why? How do the illustrations help you understand the text? What in the story makes you think that? What do you think would happen next and why? What is the difference between a feeling and a trait?

My Child is Independently Reading at... **DRA Level 12**

What this level means...

Level 12 books have similar characteristics to Level 10 books. At this level poetry and figurative language appear more often. Repetitive patterns are not common. There becomes a difference between spoken language and written language. Content and ideas push students to use higher-level thinking often. Students will need to pay close attention to word patterns.

The chart below includes specific reading behaviors, skills and strategies that explain an **Independent DRA Level 12** >>>

Accuracy

- Uses various strategies when figuring out unknown words.
- Begins to use context clues when figuring out words.
- Uses letter clusters like blends and digraphs to figure out words.
- Listens to their own reading and self-corrects.

Fluency

- Reading voice sounds like conversation voice.
- Reads in short phrases.
- Reads with expression.
- Uses punctuation.

Comprehension

- Can retell the story including important events and details.
- Thinks about new information learned through text and relates it to previous knowledge.
- Starts to understand cause and effect, problem and solution along with various story elements.
- Makes connections with the text.
- Talks about the character's feelings and traits.
- Begins to refer to specific pages as evidence from the story to support answers, thoughts and opinions.
- Makes predictions based on prior knowledge and experiences of next events in the story or to extend the story.
- Combines pictures and text for understanding.

Moving forward to the next level... **DRA Level 14**

What this level means...

Books at this level become longer with more complex concepts. The font becomes smaller with more lines and words per page. Word solving skills are more frequently used as words become more complex. Fiction becomes more complex in plot and Non-Fiction or Informational becomes more complex with higher level language used. Pictures will support the comprehension of the text but will no longer support decoding the text.

The chart below includes specific ways to work with your child who is an **Instructional DRA Level 14** >>>

Accuracy

- Ask these questions and model for your child: Did that make sense? What other word solving strategy can you use? What do you know about this word that can help you figure out the whole word? What can you use in the text to figure out the word?

Fluency

- Ask this question: How do you know when your voice is supposed to change when you read?
- Model for your child the change in your voice during different parts of a story and with different punctuation. Say: Listen to me read it! [read and model] Now you try it!

Comprehension

- When retelling the story, the student uses words such as first, next, last or beginning, middle, end. The student refers to specific nouns by name and refers to specific events in the story.
- Questions to ask and have discussion about are: Does this story remind you of anything and did this help you understand the story better? Describe the character{s}? What happened and why? What in the story makes you think that? What do you think would happen next and why? What is the difference between a feeling and a trait? Is this Fiction or Non-Fiction and how do you know?

My Child is Independently Reading at... **DRA Level 14**



What this level means...

Books at this level become longer with more complex concepts. The font becomes smaller with more lines and words per page. Word solving skills are more frequently used as words become more complex. Fiction becomes more complex in plot and Non-Fiction or Informational becomes more complex with higher level language used. Pictures will support the comprehension of the text but will no longer support decoding the text.

The chart below includes specific reading behaviors, skills and strategies that explain an **Independent DRA Level 14** >>>

Accuracy

- Uses various strategies when figuring out unknown words.
- Uses context clues when figuring out words.
- Uses letter clusters like blends and digraphs to figure out words.
- Listens to their own reading and self-corrects.

Fluency

- Reading voice sounds like conversation voice.
- Reads in short phrases.
- Reads with expression.
- Uses punctuation.

Comprehension

- Can retell the story including important events and details.
- Thinks about new information learned through text and relates it to previous knowledge.
- Starts to understand cause and effect, problem and solution along with various story elements.
- Makes connections with the text.
- Talks about the character's feelings and traits.
- Begins to refer to specific pages as evidence from the story to support answers, thoughts and opinions.
- Makes predictions based on prior knowledge and experiences of next events in the story or to extend the story.
- Understands the difference between Fiction and Non-Fiction or Informational text.

Moving forward to the next level...

DRA Level 16



What this level means...

Books at this level are similar to the previous Level 14, but the content becomes more challenging. Chapter books begin at this level with complex characters and plots, providing little to none with illustrations. New vocabulary in Fiction and Non-Fiction or Informational text will appear.

The chart below includes specific ways to work with your child who is an **Instructional DRA Level 16** >>>

Accuracy

- Ask these questions and model for your child: Did that make sense? What other word solving strategy can you use? What do you know about this word that can help you figure out the whole word? What can you use in the text to figure out the word?


Fluency

- Ask this question: How do you know when your voice is supposed to change when you read?
- Model for your child the change in your voice during different parts of a story and with different punctuation. Say: Listen to me read it! [read and model] Now you try it!

Comprehension

- When retelling the story, the student uses words such as first, next, last or beginning, middle, end. The student refers to specific nouns by name and refers to specific events in the story.
- Questions to ask and have discussion about are: Does this story remind you of anything and did this help you understand the story better? Describe the character{s}? What do you think the character will do and why? What happened and why? What in the story makes you think that? What do you think would happen next and why? Is this Fiction or Non-Fiction and how do you know? Who is speaking and how do you know?

My Child is Independently Reading at... **DRA Level 16**



What this level means...

Books at this level are similar to the previous Level 14, but the content becomes more challenging. Chapter books begin at this level with complex characters and plots, providing little to none with illustrations. New vocabulary in Fiction and Non-Fiction or Informational text will appear.

The chart below includes specific reading behaviors, skills and strategies that explain an **Independent DRA Level 16** >>>

Accuracy

- Uses various strategies when figuring out unknown words.
- Uses context clues when figuring out words.
- Uses letter clusters like blends and digraphs to figure out words.
- Listens to their own reading and self-corrects.

Fluency

- Reading voice sounds like conversation voice.
- Reads in short phrases.
- Reads with expression.
- Uses punctuation.
- Reads silently at an average rate.

Comprehension

- Can read and understand various dialogues.
- Uses dialogue to understand characters.
- Thinks about new information learned through text and relates it to previous knowledge.
- Can infer conflicts and resolutions along with cause and effect in both genres.
- Makes connections from text to similar fictional or informational readings.
- Predictions are constantly changing based on understanding characters, conflicts, resolutions and settings.
- Begins to refer to specific pages as evidence from the story to support answers, thoughts and opinions.
- Understands the difference between Fiction and Non-Fiction or Informational text.
- Begins to comprehend and clarifies the difference between fictional genres.

Moving forward to the next level... **DRA Level 18**



What this level means...

Books at this level have multiple plots in narrative forms. There are a large range of writing styles at this level. There will be new language used and harder concepts introduced in both genres. In Non-Fiction or Informational text the concepts and vocabulary will be complex.

The chart below includes specific ways to work with your child who is an **Instructional DRA Level 18** >>>

Accuracy

- Ask these questions and model for your child: Did that make sense? What other word solving strategy can you use? What do you know about this word that can help you figure out the whole word? What can you use in the text to figure out the word?


Fluency

- Ask this question: How do you know when your voice is supposed to change when you read?
- Model for your child the change in your voice during different parts of a story and with different punctuation. Say: Listen to me read it! [read and model] Now you try it!

Comprehension

- When retelling the story, the student uses words such as first, next, last or beginning, middle, end. The student refers to specific nouns by name and refers to specific events in the story.
- Questions to ask and have discussion about are: Does this story remind you of anything and did this help you understand the story better? Describe the character{s}? What do you think the character will do and why? What happened and why? What in the story makes you think that? What do you think would happen next and why? Who is speaking and how do you know? What caused the problem {or event} in the story to happen and how do you know?

My Child is Independently Reading at... **DRA Level 18**



What this level means...

Books at this level have multiple plots in narrative forms. There are a large range of writing styles at this level. There will be new language used and harder concepts introduced in both genres. In Non-Fiction or Informational text the concepts and vocabulary will be complex.

The chart below includes specific reading behaviors, skills and strategies that explain an **Independent DRA Level 18** >>>

Accuracy

- Uses various strategies when figuring out unknown words.
- Uses context clues when figuring out words.
- Uses letter clusters like blends and digraphs to figure out words.
- Listens to their own reading and self-corrects.

Fluency

- Reading voice sounds like conversation voice.
- Reads in short phrases.
- Reads with expression.
- Uses punctuation.
- Reads silently at an average rate.

Comprehension

- Can read and understand various dialogues.
- Uses dialogue to understand characters.
- Understands how conflicts and resolutions are related to previous conflicts and resolutions.
- Locates evidence in the text to confirm new thinking.
- Thinks about new information learned through text and relates it to previous knowledge.
- Can infer conflicts and resolutions along with cause and effect in both genres.
- Compares and contrasts characters, settings, important points and key details.
- Begins to refer to specific pages as evidence from the story to support answers, thoughts and opinions.
- Connects new information from informational text to previous learned information from other texts.
- Begins to understand and describe relationships from events, ideas or concepts.

Moving forward to the next level... **DRA Level 20**



What this level means...

Informational text at this level becomes more available and in a variety of formats. The vocabulary is higher in Informational texts, requiring reader to use multiple strategies along with features of the text to comprehend new meanings. In Fiction text reader will begin to form their own point of view that is different from the narrator or characters. A variety of genres will help the reader to explore new thinking.

The chart below includes specific ways to work with your child who is an **Instructional DRA Level 20** >>>

Accuracy

- Ask these questions and model for your child: Did that make sense? What other word solving strategy can you use? What do you know about this word that can help you figure out the whole word? What can you use in the text to figure out the word?


Fluency

- Ask this question: How do you know when your voice is supposed to change when you read?
- Model for your child the change in your voice during different parts of a story and with different punctuation. Say: Listen to me read it! [read and model] Now you try it!

Comprehension

- When retelling the story, the student uses words such as first, next, last or beginning, middle, end. The student refers to specific nouns by name and refers to specific events in the story.
- Questions to ask and have discussion about are: Does this story remind you of anything and did this help you understand the story better? Describe the character{s}? What do you think the character will do and why? What happened and why? What in the story makes you think that? What do you think would happen next and why? Who is speaking and how do you know? What caused the problem {or event} in the story to happen and how do you know? What information is important for the reader to know? How does the author help you to better understand the story?

My Child is Independently Reading at... **DRA Level 24**



What this level means...

The books and reader at this level are similar to the previous level 20. Level 24 books do become longer and Non-Fiction or Informational books are more available. In Fiction text the plot becomes more complex and the characters become more complex. Symbolism is introduced at this level and higher-level thinking is needed to tackle complex concepts.

The chart below includes specific reading behaviors, skills and strategies that explain an Independent DRA Level 24 >>>

Accuracy

- Uses various strategies when figuring out unknown words.
- Uses context clues when figuring out words.
- Uses letter clusters like blends and digraphs to figure out words.
- Listens to their own reading and self-corrects.

Fluency

- Reading voice sounds like conversation voice.
- Reads in short phrases.
- Reads with expression.
- Uses punctuation.
- Reads silently at an average rate.

Comprehension

- Uses dialogue to understand characters.
- Understands how problems and events are related.
- Looks in the text for evidence that supports predictions.
- Thinks about new information learned through text and relates it to previous knowledge.
- Can infer cause and effect in both genres and by understanding characters.
- Makes predictions based on character traits, prior knowledge and the text.
- Begins to refer to specific pages as evidence from the story to support answers, thoughts and opinions.
- Can locate important ideas in the text.
- Recognizes descriptive language and can interpret.
- Can predict and describe character motives.

Moving forward to the next level... **DRA Level 28**



What this level means...

The books at this level have a smaller font than previous levels with many words and lines of text per page. This level requires students to have background knowledge in order to make meaning of the text for comprehension purposes. The text has high vocabulary words and is complex in both genres.

The chart below includes specific ways to work with your child who is an Instructional DRA Level 28 >>>

Accuracy

- Ask these questions and model for your child: Did that make sense? What other word solving strategy can you use? What do you know about this word that can help you figure out the whole word? What can you use in the text to figure out the word?

Fluency

- Ask this question: How do you know when your voice is supposed to change when you read?
- Model for your child the change in your voice during different parts of a story and with different punctuation. Say: Listen to me read it! [read and model] Now you try it!

Comprehension

- Questions to ask and have discussion about are: Why does the character do that? Are events connected? What evidence supports your thinking? Does this story remind you of anything and did this help you understand the story better? Does the character have a motive? What do you think the character will do and why? What in the story makes you think that? What do you think would happen next and why? Who is speaking and how do you know? What caused the problem {or event} in the story to happen and how do you know? What information is important for the reader to know? What are your opinions about this character or the story and why?

My Child is Independently Reading at... **DRA Level 28**



What this level means...

The books at this level have a smaller font than previous levels with many words and lines of text per page. This level requires students to have background knowledge in order to make meaning of the text for comprehension purposes. The text has high vocabulary words and is complex in both genres.

The chart below includes specific reading behaviors, skills and strategies that explain an **Independent DRA Level 28** >>>

Accuracy

- Uses various strategies when figuring out unknown words.
- Uses context clues when figuring out words.
- Uses letter clusters like blends and diagraphs to figure out words.
- Listens to their own reading and self-corrects.

Fluency

- Reading voice sounds like conversation voice.
- Reads in short phrases.
- Reads with expression.
- Uses punctuation.
- Reads silently at an average rate.

Comprehension

- Looks in the text for evidence that supports predictions.
- Makes predictions based on character traits, prior knowledge and the text.
- Can locate important ideas in the text.
- Recognizes descriptive language and can interpret.
- Summarizes the text.
- Begins to recognize and understand author's craft in text.
- Makes a stance using evidence from the text when agreeing or disagreeing.
- As events happen throughout the story, the readers ideas and thoughts begin to change.
- Re-reads text to monitor personal comprehension.
- Independently uses comprehension strategies when reader doesn't make meaning of the text.

Moving forward to the next level... What this level means...

DRA Level 30



Throughout this level text becomes more sophisticated and expands to various new genres. New levels of author's writing is introduced to the reader. Literary writing styles will be new to the reader and the reader will need to use mental images and their imagination to comprehend this sophisticated style of writing. The reader will need to think in an abstract way to comprehend new literary styles of writing.

The chart below includes specific ways to work with your child who is an **Instructional DRA Level 30** >>>

Accuracy

- Ask these questions and model for your child: Did that make sense? What other word solving strategy can you use? What do you know about this word that can help you figure out the whole word? What can you use in the text to figure out the word?

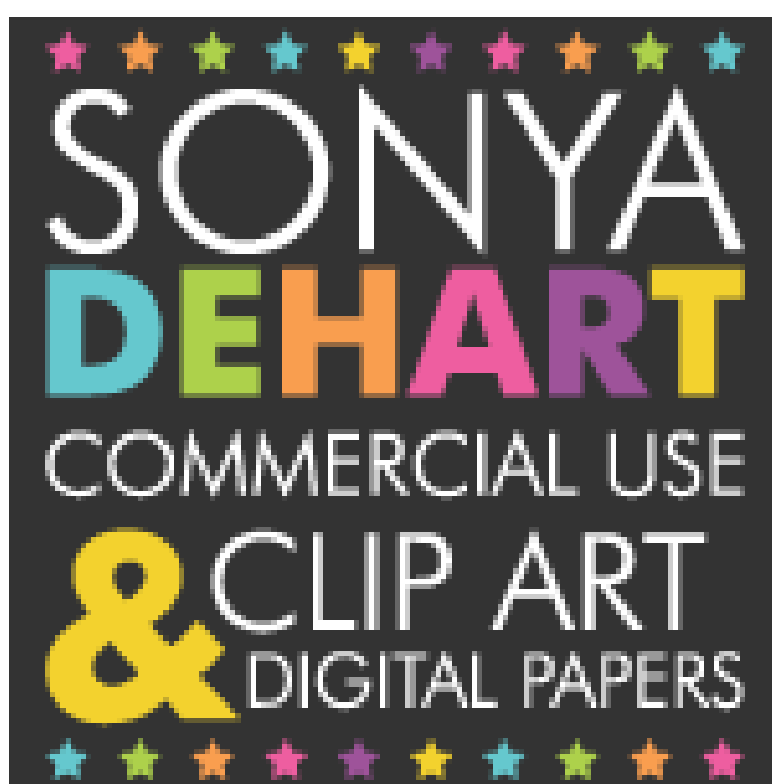
Fluency

- Ask this question: How do you know when your voice is supposed to change when you read?
- Model for your child the change in your voice during different parts of a story and with different punctuation. Say: Listen to me read it! [read and model] Now you try it!

Comprehension

- Questions to ask and have discussion about are: Does this story remind you of anything and did this help you understand the story better? Describe the character{s}? What do you think the character will do and why? What happened and why? What in the story makes you think that? What caused the problem {or event} in the story to happen and how do you know? What information is important for the reader to know? How does the author help you to better understand the story? Summarize the story or text. What are your opinions about this character or the story? How has the character{s} changed throughout the story? How is the text organized? How do you know when you do not understand the text or story?

Special THANKS
to the
Following:



Click on the button for a direct link!